

PRODUCT DATASHEET

FL MAX POWER SUPPLY P 900W WAL

FLOODLIGHT MAX POWER SUPPLY | Floodlight Max power supplies



PERFOR-
MANCE
CLASS

Areas of application

- Outdoor use (IP66)
- Lighting of large areas
- Sports facilities
- Construction areas

Product benefits

- Highly robust and durable
- Quick and easy wiring, due to tool-free housing opening
- Optimized product logistic, luminaire heads and power supplies to be ordered separately in stand-alone packaging
- 5 years guarantee

Product features

- Power supply for Floodlight Max luminaire heads
- Joint or separate installation with Floodlight Max luminaire head with up to 40 m distance
- M20 and M25 PG glands for mains cable feed-in
- LED-module wiring by means of pre-installed fast quick release connector
- High surge protection: up to 10 kV (L/N-PE and L-N)



TECHNICAL DATA

Electrical data

| | |
|---|--------------|
| Nominal wattage | 900.00 W |
| Nominal voltage | 200...277 V |
| Mains frequency | 50...60 Hz |
| Nominal current | 3900 mA |
| Inrush current | 135 A |
| Inrush current time T_{h50} | 1200 μ s |
| Max. number of luminaires per miniature circuit breaker C16 | 1 |
| Power factor λ | 0.95 |
| Total harmonic distortion | < 20 % |
| Protection class | I |

Photometrical data

| | |
|---------------------------------|---|
| Luminous intensity | - |
| Flickering metric (Pst LM) | - |
| Stroboscope effect metric (SVM) | - |

Dimensions & Weight

| | |
|----------------|------------|
| Length | 270.00 mm |
| Width | 447.00 mm |
| Height | 166.00 mm |
| Product weight | 10500.00 g |

FL MAX POWER SUPPLY P 900W,
1200W

Materials & Colors

| | |
|--|-----------|
| Cover material | Aluminium |
| Glow Wire Test according to IEC 60695-2-12 | 650 °C |
| Mercury content | 0.0 mg |

Application & Mounting

| | |
|--|---------------------|
| Ambient temperature range | -30...+50 °C |
| Temperature range at storage | -40...+70 °C |
| Type of protection | IP67 |
| Protection class IK (shock resistance) | IK08 |
| Dimmable | No |
| Mounting location | Wall / Pole / Floor |
| With light source | No |

Lifespan

| | |
|----------------------------|--------|
| Number of switching cycles | 100000 |
|----------------------------|--------|

Control gear

| | |
|----------------|---------|
| Output current | 4740 mA |
|----------------|---------|

Certificates & Standards

| | |
|--|----------------------------|
| Standards | CE / CB / ENEC / EAC / EPD |
| Luminaire with limited surface temperature, "D sign" | No |
| Ball shot safe | Yes |
| EPD | LEDV-00007-V01.01-EN |




EQUIPMENT / ACCESSORIES



- Extension cables and mounting kit for pole installation of power supply in preparation


Safety advice

- Floodlight Max Luminaire Heads must be operated with official Floodlight Max Power Supplies only, as described in the user manual.
- If only one fixation point is used for luminaires installed higher >3m, a secondary fixation of luminaire and bracket (e.g. a restraining wire) is needed for safety reasons.

DOWNLOAD DATA

| | Documents and certificates | Document name |
|--|-------------------------------|--------------------------------------|
|  | User instruction | FLOODLIGHT MAX |
|  | Packaging insert | Legal Insert FL MAX LUM/POWER SUPPLY |
|  | Declarations Of Conformity CE | FL MAX P LUM |

| Documents and certificates | | Document name |
|--|---------------------------------|---------------------------------|
|  | Declarations Of Conformity UKCA | FL MAX |
|  | Declarations Of Conformity UKCA | FL MAX LUM P and POWER SUPPLY P |

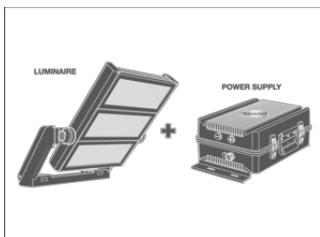
| Tender texts | | Document name |
|--|------------------|---|
|  | Tender documents | FLOODLIGHT MAX POWER SUPPLY 900W WAL-EN |

LOGISTICAL DATA

| Product code | Packaging unit (Pieces/Unit) | Dimensions (length x width x height) | Gross weight | Volume |
|---------------|------------------------------|--------------------------------------|--------------|-----------------------|
| 4058075580732 | Shipping box 1 | 502 mm x 353 mm x 222 mm | 11390.00 g | 39.34 dm ³ |

The mentioned product code describes the smallest quantity unit which can be ordered. One shipping unit can contain one or more single products. When placing an order, for the quantity please enter single or multiples of a shipping unit.

ADDITIONAL CATALOG INFORMATION



| LDV FL MAX | S/I/α | | | | W | H | D | L | C | C1 | C2 | D1 | D2 |
|------------------|--------|---------|---------|---------|-------|-------|-------|-------|-------|-------|-------|-------|-------|
| | α = 0° | α = 30° | α = 60° | α = 90° | | | | | | | | | |
| 600W | SI | 0.12m | 0.17m | 0.28m | 0.28m | 0.28m | 0.28m | 0.28m | 0.28m | 0.28m | 0.28m | 0.28m | 0.28m |
| | S1 | 0.28m | 0.28m | 0.28m | 0.28m | 0.28m | 0.28m | 0.28m | 0.28m | 0.28m | 0.28m | 0.28m | 0.28m |
| | S2 | 0.28m | 0.28m | 0.28m | 0.28m | 0.28m | 0.28m | 0.28m | 0.28m | 0.28m | 0.28m | 0.28m | 0.28m |
| 900W | SI | 0.12m | 0.17m | 0.28m | 0.28m | 0.28m | 0.28m | 0.28m | 0.28m | 0.28m | 0.28m | 0.28m | 0.28m |
| | S1 | 0.28m | 0.28m | 0.28m | 0.28m | 0.28m | 0.28m | 0.28m | 0.28m | 0.28m | 0.28m | 0.28m | 0.28m |
| | S2 | 0.28m | 0.28m | 0.28m | 0.28m | 0.28m | 0.28m | 0.28m | 0.28m | 0.28m | 0.28m | 0.28m | 0.28m |
| 1200W | SI | 0.12m | 0.17m | 0.28m | 0.28m | 0.28m | 0.28m | 0.28m | 0.28m | 0.28m | 0.28m | 0.28m | 0.28m |
| | S1 | 0.28m | 0.28m | 0.28m | 0.28m | 0.28m | 0.28m | 0.28m | 0.28m | 0.28m | 0.28m | 0.28m | 0.28m |
| | S2 | 0.28m | 0.28m | 0.28m | 0.28m | 0.28m | 0.28m | 0.28m | 0.28m | 0.28m | 0.28m | 0.28m | 0.28m |

References / Links

– For Guarantee see www.ledvance.com/guarantee

DISCLAIMER

Subject to change without notice. Errors and omission excepted. Always make sure to use the most recent release.