

# PRODUCT DATASHEET

## ENDURA Classic Frame Wall E27

ENDURA® FRAME | Timeless aluminium housing luminaire series with glass diffusor



### Areas of application

- Building facades
- Entrance lighting
- Patios, balconies
- Pathway lighting
- Driveways

### Product benefits

- High flexibility in the choice of the light source thanks to E27 socket
- Easy and quick installation

### Product features

- Direct illumination
- Light cover material: glass
- Light cover appearance: clear
- Housing material: aluminum
- Housing color: RAL 7016
- Type of protection: IP44



## TECHNICAL DATA

### Electrical data

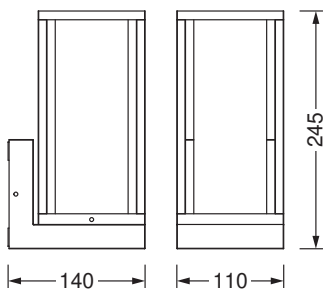
Nominal voltage	220...240 V
Mains frequency	50...60 Hz
Protection class	I
Operating mode	Mains voltage

### Photometrical data

Photobiological safety group acc. to EN62778	RG1
Photobiological safety group acc. to EN62471	RG0

### Dimensions & Weight

Length	140.00 mm
Width	110.00 mm
Height	245.00 mm
Product weight	1305.00 g



ENDURA CLASSIC FRAME WALL  
E27 DG

### Materials & Colors

Product color	Dark gray
Housing color	Dark gray
Body material	Aluminum
Cover material	Glass
Mercury content	0.0 mg

### Application & Mounting

Type of connection	Terminal, 3-Pole (L, N, PE)
Type of protection	IP44
Protection class IK (shock resistance)	IK03
Dimmable	No
Mounting type	Surface
Mounting location	Wall
Application environment	Outdoor
With light source	No
Holder designation	E27

### Emergency lighting

Type of emergency light operation	Non-maintained
Luminous flux in maintained operation mode	-
Luminous flux in emergency operation mode	-

### Certificates & Standards

Standards	CE / EAC / UKCA
Luminaire with limited surface temperature, "D sign"	No




### Additional product data


Product remark	Maximum bulb wattage: 60 W
Number of illuminants	1

### EQUIPMENT / ACCESSORIES

- Complete mounting and connecting accessories included
- No light sources included

### DOWNLOAD DATA

Documents and certificates		Document name
	User instruction	ENDURA CLASSIC
	Packaging insert	Legal insert I-Outdoor
	Declarations Of Conformity CE	

Documents and certificates	Document name
 Declarations Of Conformity UKCA	Fixed LUM without EMC

## LOGISTICAL DATA

Product code	Packaging unit (Pieces/Unit)	Dimensions (length x width x height)	Gross weight	Volume
4058075554399	Folding box 1	114 mm x 145 mm x 250 mm	1397.00 g	4.13 dm <sup>3</sup>
4058075554405	Shipping box 4	315 mm x 250 mm x 275 mm	6072.00 g	21.66 dm <sup>3</sup>

The mentioned product code describes the smallest quantity unit which can be ordered. One shipping unit can contain one or more single products. When placing an order, for the quantity please enter single or multiples of a shipping unit.

## DISCLAIMER

Subject to change without notice. Errors and omission excepted. Always make sure to use the most recent release.