


PRODUCT DATASHEET

PANEL 600 RECESSED MOUNT FRAME

RECESSED MOUNT FRAME | Recessed mount frames for panel luminaires



Product benefits

- Seamless installation into plasterboard, wood and metal ceilings from 8 to 30 mm thickness

Product features

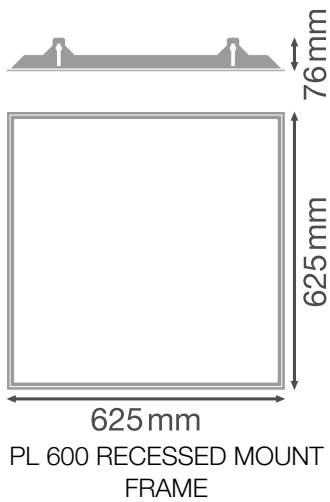
- Extruded aluminum frame



TECHNICAL DATA

Dimensions & Weight

Length	625 mm
Width	625 mm
Height	76 mm
Product weight	1400.00 g




Materials & Colors


Product color	White
---------------	-------

Application & Mounting

Mounting type	Recessed
Mounting location	Ceiling

DOWNLOAD DATA

Documents and certificates		Document name
	User instruction	PANEL RECESSED MOUNT FRAME

Tender texts	Document name
 Tender documents	RECESSED MOUNT FRAME 600 RECESSED MOUNT FRAME-EN

LOGISTICAL DATA

Product code	Packaging unit (Pieces/Unit)	Dimensions (length x width x height)	Gross weight	Volume
4058075402881	Folding box 1	647 mm x 102 mm x 638 mm	1492.00 g	42.10 dm ³
4058075402898	Shipping box 2	667 mm x 222 mm x 665 mm	4030.00 g	98.47 dm ³

The mentioned product code describes the smallest quantity unit which can be ordered. One shipping unit can contain one or more single products. When placing an order, for the quantity please enter single or multiples of a shipping unit.

DISCLAIMER

Subject to change without notice. Errors and omission excepted. Always make sure to use the most recent release.