

# PRODUCT DATASHEET

## LN COMP HO 1200 20 W 3000 K

LINEAR COMPACT HIGH OUTPUT | Compact single or light line luminaire with high luminous flux



### Areas of application

- Direct replacement for luminaires with fluorescent lamps
- Indoor applications
- Corridors, entrance areas, stairwells, living rooms, basements
- Accent lighting
- Public areas
- Cove lighting
- Shelves, furniture integration or under cabinet mounting
- Seamless linear lighting



### Product benefits

- Compact dimensions
- Little space required thanks to compact dimensions
- Seamless connection of up to 10 luminaires in a line
- High lumen output up to 2500 lm
- Seamless connection without visible cables when connected to Linear Compact Batten
- Low flicker light thanks to special electronic control gear
- Angled connection possible with included cable
- Flexible installation in 2 different angles with 2 different mounting options
- Flexible application due to a wide range of available lengths of 600 to 1500 mm
- 5 years guarantee

### Product features



- Replacement for traditional T8 or T5 luminaires
- Up to 10 luminaires connectable
- Translucent end caps
- Linear Compact Batten connectable at the beginning of the row with wiring on back side
- Versions with luminous flux 1000...2500 lm available
- 4 different lengths available
- High luminous efficacy: up to 100 lm/W
- Glow Wire Test according to IEC 60695-2-12: 850 °C

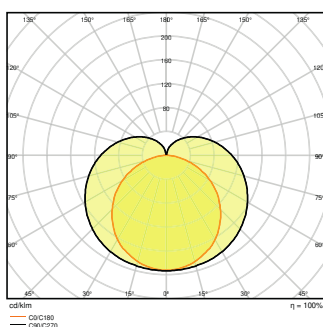
TECHNICAL DATA

Electrical data

Nominal wattage	20.00 W
Nominal voltage	220...240 V
Mains frequency	50...60 Hz
Nominal current	0.16 A
Inrush current	15.0 A
Inrush current time $T_{h50}$	160 $\mu$ s
Max. number of luminaires per miniature circuit breaker B16	27
Max. number of luminaires per miniature circuit breaker C10	23
Max. number of luminaires per miniature circuit breaker C16	37
Power factor $\lambda$	> 0.5
Total harmonic distortion	90 %
Protection class	II
Operating mode	Integrated LED driver

Photometrical data

Luminous flux	2000 lm
Luminous efficacy	100 lm/W
Color temperature	3000 K
Light color (designation)	Warm White
Color rendering index Ra	> 80
Standard deviation of color matching	< 5 sdc <sub>m</sub>
Photobiological safety group acc. to EN62778	RG0
Beam angle	140 °



LN COMP HO 1200 20W 3000K  
IP20

## Dimensions & Weight

Length	1173.00 mm
Width	24.00 mm
Height	36.00 mm
Product weight	410.00 g



## Materials & Colors

Product color	White
Housing color	White
Body material	Polycarbonate (PC)
Cover material	Polycarbonate (PC)
Light emitting surface material	Polycarbonate (PC)
Glow Wire Test according to IEC 60695-2-12	850 °C
Mercury content	0.0 mg

## Application & Mounting

Ambient temperature range	-20...+40 °C
Type of connection	Screw terminal, 2-Pole (L,N)
Type of protection	IP20
Protection class IK (shock resistance)	IK03
Dimmable	No
Mounting type	Surface
Mounting location	Ceiling / Wall
Application environment	Indoor
LED module replaceable	Not replaceable
With light source	Yes

## Lifespan

Lifespan L70/B50 at 25 °C	50000 h <sup>1)</sup>
Lifespan L80/B10 at 25 °C	40000 h <sup>1)</sup>
Lifespan L90/B10 at 25 °C	30000 h
Number of switching cycles	100000

<sup>1)</sup> t[h]: L70 / B50 @ 25 °C (Ta), t[h]: L80 / B10 @ 25 °C (Ta), t[h]: L90 / B10 @ 25 °C (Ta)

### Control gear

Output current	220 mA
----------------	--------







### Certificates & Standards









Standards	CE / CB / TÜV SÜD / EAC / EPD
Luminaire with limited surface temperature, "D sign"	No
Ball shot safe	No
EPD	LEDV-00005-V01.01-EN

### EQUIPMENT / ACCESSORIES

- Equipped with power plug, cable connector and line adapter for connecting further luminaires
- Mounting material for wall and ceiling installations included

### DOWNLOAD DATA

	Documents and certificates	Document name
	User instruction	Linear_Compact_Switch_UI
	Addon Technical Information	LS Insert LN COMP HO and SWITCH
	On-Pack-Info	Legal Insert Linear Compact
	Declarations Of Conformity CE	Attestation of Conformity Linear Comp
	Declarations Of Conformity CE	EU Declaration of Conformity Linear Comp Switch and HO LEDV
	Declarations Of Conformity UKCA	LN COMP HO

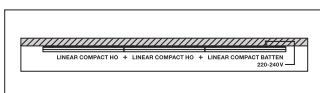
Photometric and lighting design files		Document name
	IES file (IES)	LN COMP HO 1200 20W 3000K IP20
	LDT file (Eulumdat)	LN COMP HO 1200 20W 3000K IP20
	ULD file (DIALux)	LINEARCOMPACTHIGHOUTPUT120020W3000K
	ROLF file (RELUX)	LN COMP HO 1200
	UGR file (UGR table)	LN COMP HO 1200 20W 3000K IP20
	LDC typ polar	LN COMP HO 1200 20W 3000K IP20
CAD/BIM files		Document name
	CAD_STEP_3D	LN COMP HO 1200
Tender texts		Document name
	Tender documents	LINEAR COMPACT HIGH OUTPUT 1200 20 W 3000 K-EN

### LOGISTICAL DATA

Product code	Packaging unit (Pieces/Unit)	Dimensions (length x width x height)	Gross weight	Volume
4058075106314	Folding box 1	1,380 mm x 40 mm x 30 mm	525.00 g	1.66 dm <sup>3</sup>
4058075106321	Shipping box 25	1,418 mm x 233 mm x 180 mm	11740.00 g	59.47 dm <sup>3</sup>

The mentioned product code describes the smallest quantity unit which can be ordered. One shipping unit can contain one or more single products. When placing an order, for the quantity please enter single or multiples of a shipping unit.

### ADDITIONAL CATALOG INFORMATION



### References / Links

– For Guarantee see [www.ledvance.com/guarantee](http://www.ledvance.com/guarantee)

---

## DISCLAIMER

Subject to change without notice. Errors and omission excepted. Always make sure to use the most recent release.